

# VETDSS 2027

## Course Application Guide for New Students



This guide will help you apply for a VETDSS course at SM TAFE as a **new student**. Follow these steps carefully to make sure your application is complete and ready to go!

### What You'll Need Before You Start

Make sure you have the following ready:

- **WA Student Number (WASN)** – This is your 8-digit school ID (ask your VET Coordinator if you're unsure).
- **Unique Student Identifier (USI)** – Get yours at <https://www.usi.gov.au/>
- **Parent/Guardian Contact Info** – Email and mobile number.
- **OLNA Report** – If you've done OLNA, include your results.
- **Your Last Two School Reports** – PDF format preferred. A "C" grade or higher in English and Maths is ideal.
- **Resume, References and Certificates** – Anything that shows your skills or achievements.
- **Student Statement** – Write up to 1000 characters explaining why you want to do the course.
- **Current Year 9 students (applying to study in Year 10)**: eligible to apply for Certificate II level courses only.
- **Current Year 10 and Year 11 students (applying to study in Year 11 and/or 12)**: eligible to apply for Certificate II, Certificate III, or Certificate IV level courses.

### Tech Tips – Getting Set Up to Apply

To ensure your application process goes smoothly:

- Use Google Chrome – it works best with the application portal.
- Use your own device (like a personal laptop or tablet), if possible.
- If you're using a school device, you have two options:
  - Open the [Apply Now](#) link by selecting "Browse as Guest", or
  - Use this alternative Apply Now link: [Apply Now – Link 2](#)
- Make sure your internet connection is stable before starting.
- Have all your documents saved and ready to upload in PDF format.

### Upload Everything at Once

You must upload all documents when you apply. Once submitted, you can't go back and edit your application.

### School Endorsement

Your school needs to support your application before it goes to the selection panel. Final decisions will be shared with schools in October.

### Final Tips

- VETDSS courses are very competitive.
- Include as much supporting evidence as you can.
- Make sure your documents are clear and complete.

## New Student Registration

This application process is for new students who have never previously attended any SM TAFE program or delivery. You are considered a new student if you have not participated in any of the following:

- Try-a-Trade days
- Year 9 Taster programs
- Any previous SM TAFE course, workshop, or short program

*If you have attended any of the above, you are considered an existing student. Please refer to the Existing Student Application Guide for instructions on how to apply.*

## Start Your Application

Click the following link to create your SM TAFE account and begin your application: [Apply Now](#)

Before proceeding, please read the instructions below carefully.

### Important: New Student Login

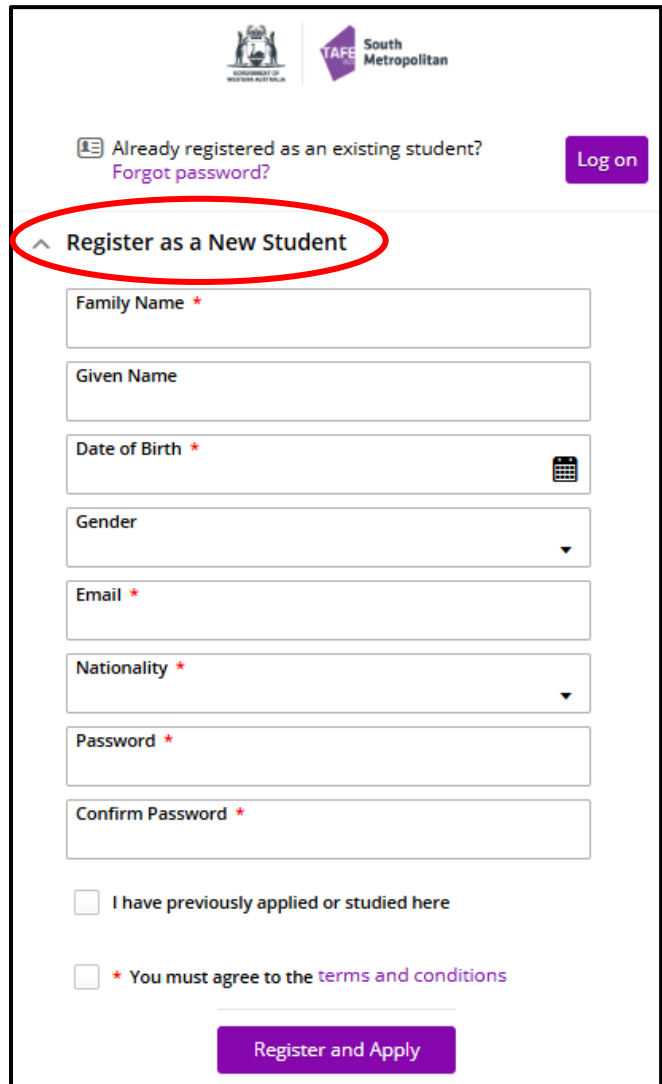
As a new student, you do not yet have an SM TAFE Student ID, so please do not attempt to log in. Instead, select “Register as a New Student” to begin your application.

### Registration Instructions

1. Fill in all required fields
2. Agree to the Terms and Conditions
3. Click Register to complete your account setup

### Important Notes

- Your Given Name and Family Name must match your legal name as recorded by your school.
- Your password must meet the following criteria:
  - Minimum of 14 characters
  - Must include at least:
    - One uppercase letter
    - One lowercase letter
    - One number
- All fields marked with an asterisk (\*) must be completed and the “I agree to the Terms and Conditions” checkbox must be selected in order to proceed to the application portal screens.



The screenshot shows the registration page for TAFE South Metropolitan. At the top, there are logos for the Government of Western Australia and TAFE South Metropolitan. Below the logos, there is a link for 'Already registered as an existing student? Forgot password?' with a 'Log on' button. The 'Register as a New Student' link is circled in red. The registration form consists of several fields: 'Family Name \*', 'Given Name', 'Date of Birth \*' (with a calendar icon), 'Gender' (with a dropdown arrow), 'Email \*', 'Nationality \*' (with a dropdown arrow), 'Password \*', and 'Confirm Password \*'. At the bottom of the form, there are two checkboxes: 'I have previously applied or studied here' and '\* You must agree to the terms and conditions'. A 'Register and Apply' button is located at the bottom right of the form.



- After registering, you will receive a confirmation message on screen, as well as a confirmation email sent to the email address you provided. This email will include your SM TAFE Student ID and an acknowledgement of your application.

### **Unable to Register as a New Student?**

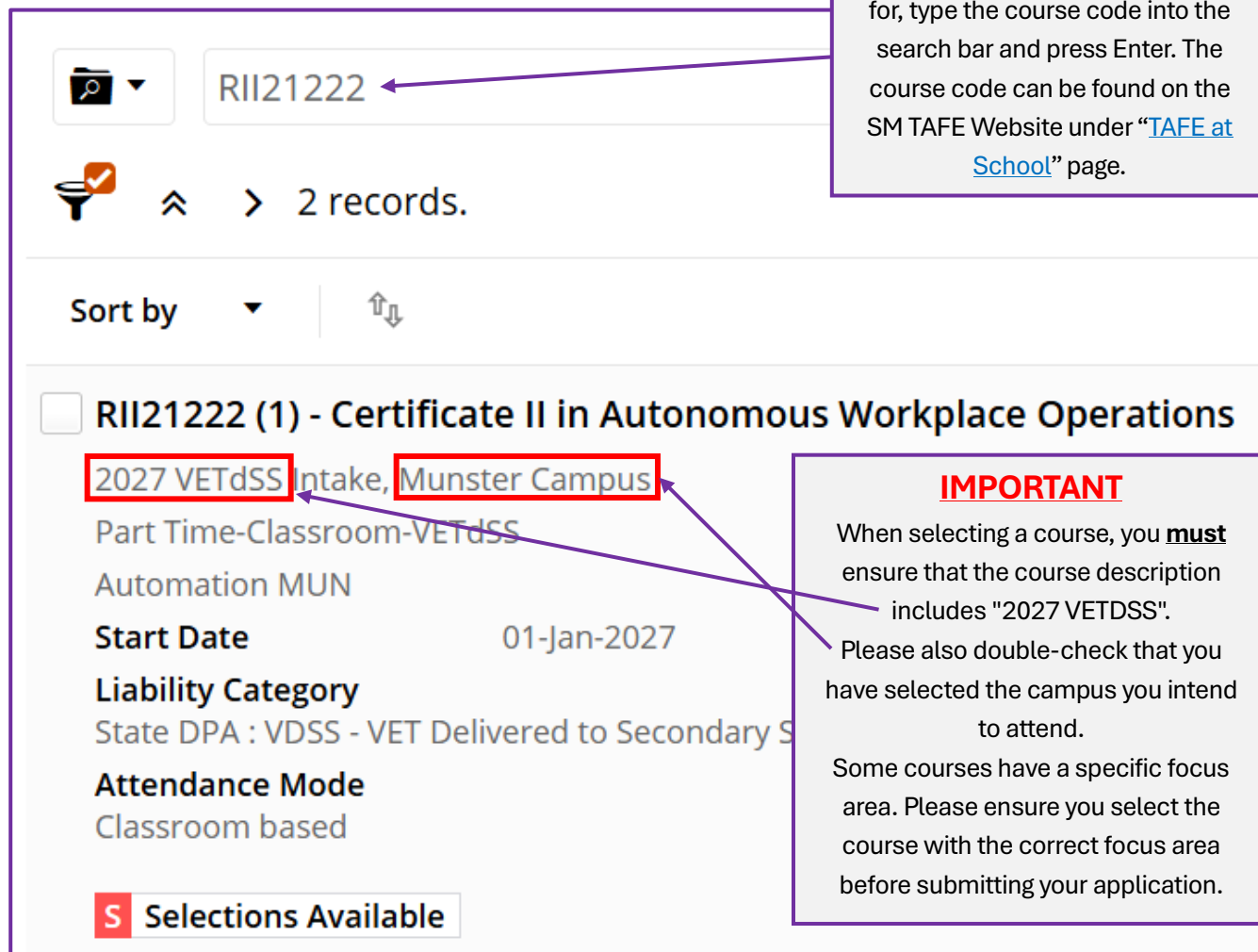
If you are unable to register and receive an error stating that another person with the same details has already registered, it's possible that:

- You may have previously been registered with SM TAFE
- Someone with similar details already exists in our system.

If this occurs, please email the following information to [vetdss@smtafe.wa.edu.au](mailto:vetdss@smtafe.wa.edu.au) so we can manually create a Student ID for you or locate your existing ID:

First Name	<i>Your given name</i>
Middle Name	<i>Your middle name (if applicable)</i>
Surname	<i>Your family name</i>
Address	<i>Your current residential address</i>
Date of Birth	<i>Format: DD/MM/YYYY</i>
Email Address	<i>A valid email you check regularly</i>
Nationality	<i>Your nationality</i>
Gender	<i>Your gender identity</i>
Country of Birth	<i>The country where you were born</i>

## Course/s Selection



The screenshot shows a search interface with a search bar containing 'RII21222'. Below the search bar, it indicates '2 records'. A list of results is shown, with the first result highlighted: 'RII21222 (1) - Certificate II in Autonomous Workplace Operations'. The description for this course includes '2027 VETdSS Intake, Munster Campus', 'Part Time-Classroom-VETdSS', and 'Automation MUN'. The start date is '01-Jan-2027', the liability category is 'State DPA : VDSS - VET Delivered to Secondary S', and the attendance mode is 'Classroom based'. A button labeled 'S Selections Available' is visible at the bottom of the list. Two callout boxes provide additional instructions: one points to the search bar, and another points to the course description, emphasizing the importance of including '2027 VETDSS' and selecting the correct campus.

To find the course you want to apply for, type the course code into the search bar and press Enter. The course code can be found on the SM TAFE Website under “[TAFE at School](#)” page.

**IMPORTANT**  
When selecting a course, you **must** ensure that the course description includes "2027 VETDSS". Please also double-check that you have selected the campus you intend to attend.  
Some courses have a specific focus area. Please ensure you select the course with the correct focus area before submitting your application.

### Next Steps:

Once you've found your course, click “Add to application” located at the bottom right-hand side of the course listing.

Add to application

If you wish to select another course, click “Select another course” and use the search box as described in the previous instructions.

+ Select another course

### Important information:

- You may select a **maximum of two courses**.
- Any additional selections beyond two will be automatically disregarded.
- A third preference will **NOT** be accepted, so please choose carefully.

### Applicant Details

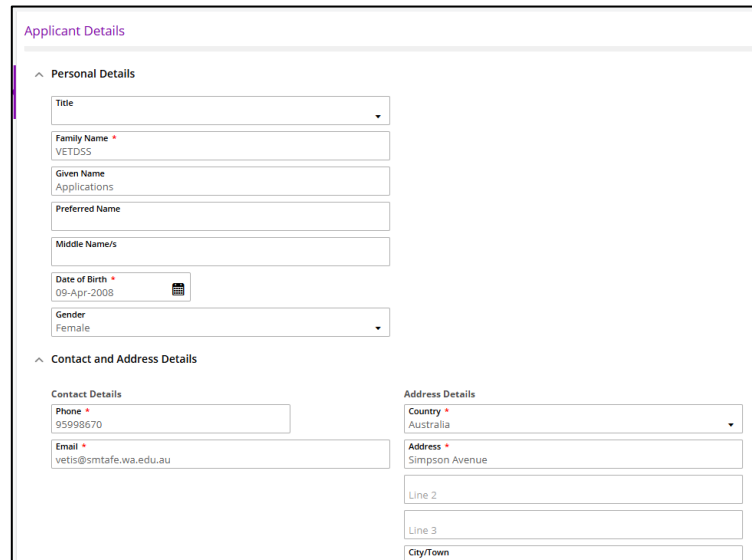
Fill out all mandatory fields, which are marked with a red asterisk (\*). These will include your:

- Personal details
- Contact and address information
- Nationality and citizenship details
- Disability information

*If you selected "Yes" for Disability Details, you must choose a condition in order to proceed.*

*If you have a condition that is not formally diagnosed but would still like us to be aware of it, please select "Other."*

Once all fields are completed, click "Next" to continue.



The screenshot shows a web form titled "Applicant Details" with two main sections: "Personal Details" and "Contact and Address Details".

**Personal Details:**

- Title: dropdown menu
- Family Name \*: text input (VETDSS)
- Given Name: text input (Applications)
- Preferred Name: text input
- Middle Name/s: text input
- Date of Birth \*: date picker (09-Apr-2008)
- Gender: dropdown menu (Female)

**Contact and Address Details:**

- Contact Details:
  - Phone \*: text input (95998670)
  - Email \*: text input (vetis@smtafe.wa.edu.au)
- Address Details:
  - Country \*: dropdown menu (Australia)
  - Address \*: text input (Simpson Avenue)
  - Line 2: text input
  - Line 3: text input
  - City/Town: text input



## Educational Background

Not all mandatory fields in this section are marked with an asterisk (\*), but they still need to be completed. These include:

- Australian (or equivalent) study
- Study reason
- Employment status
- Student ID field – you will need to enter your WASN (SCSA) number here.

Mandatory fields are circled in the screenshot provided.

Once completed, click “Next” to continue.

**Step 1** Selected Courses ✓

**Step 2** Applicant Details ✓

**Step 3** Educational Background ✓

**Step 4** Requirements

**Step 5** Review and Submit

### Educational Background

Please enter your Western Australian Student Number (WASN) (formerly School Curr) [Show less](#)

**^ Australian (or Equivalent) Study**

Highest School Level Completed  
Completed year 9 or equivalent

Currently Attending School

Current School

Year  
2023

Student ID  
1111111111

Year 12 School

State  
Not entered

**^ Highest Level of Completion**

**^ Previous Study Details**

**^ Study Reason**

Reason  
Not Applicable

**^ Employment Status**

Status  
Not Applicable

Next >

# VETDSS 2027

## Course Application Guide for New Students



### Requirements

Not all fields in this section are mandatory. Mandatory fields are clearly marked as “Mandatory”, while optional fields will be indicated as “Optional.” Please refer to the screenshot provided for visual guidance.

Note for Year 9 Students: Year 9 students may apply for next year. Use your Semester 1 reports and enter the subject level for Maths and English as: “N/A – Year 9”, along with your Semester 1 grades.

For fields marked as Mandatory, click “Respond.” You will then be required to:

- Answer the specific question
- Upload any supporting documents, if required
- Click Save. Once saved, the response will turn purple and display “**RESPONSE RECEIVED**”
- You may edit any responses before clicking Next
- Once completed, click “Next” to continue

**Requirements**

**Select 'Respond' to answer each requirement.**

Once all requirements are marked as 'Response Received' or 'Optional' you can proceed to the next step. Requirements marked as 'Optional' may help us assess your application faster if you provide a response. [Show less](#)

13 records.

**Unique Student Identifier** MANDATORY

From 1 January 2015 a student must have a 'unique student identifier' (USI) in order to obtain a VET qualification or VET statement of attainment.

You will have to register for a Unique Student Identifier to apply for this course. You can create your USI [here](#).

Once you have been issued your USI, please enter it into the response field below.

If you have forgotten your USI number or are experiencing problems, please contact the USI office on 1300 857 536.

1 question must be answered

AUM20218-AB70  52904WA Respond

**Under 18 at Commencement** OPTIONAL

Under 18 at Commencement Since you are under 18 at commencement of your course, you will need to provide a Consent and Health Care Information Form signed by your parent or guardian.

[Link to form](#)

AUM20218-AB70  52904WA Respond

# VETDSS 2027

## Course Application Guide for New Students



### Final Step: Review and Submit Your Application

You are now ready to review your application and submit it. Before submitting, please double-check the following:

- Your legal name is entered correctly
- Your date of birth is accurate
- Your email address is correct
- Your course and campus selection are correct

Once confirmed, click Submit in the top right-hand corner of the screen.

### **IMPORTANT**

**ONCE YOUR APPLICATION HAS BEEN SUBMITTED, IT CANNOT BE CHANGED.**

A confirmation email will be sent to your provided email address. Please check your junk or spam folder if you do not see it in your inbox.

If you do not receive a confirmation email, contact South Metropolitan TAFE at: [vetdss@smtafe.wa.edu.au](mailto:vetdss@smtafe.wa.edu.au)

If you experience any issues with your application, please refer to the VETDSS Application Troubleshooting Guide, located on SM TAFE's VETDSS website.

### **Good luck with your application!**

We wish you all the best in your educational journey and hope this opportunity opens exciting doors for your future.